

101mm

Power Bank

SG-4200

The Instruction Manual

Fashion innovation environmental



60mm

The introductions

Thank you for purchasing our portable power bank, which is a compact, lightweight, portable multi-function power system to facilitate you go out or travel, no matter in any environment, charging your portable electronics immediately (e.g.: mobile phone, MP3 / 4, IPOD, Bluetooth, game console / media player or some models of cameras / camcorders). This manual describes how to use this product and important safety issues, please read and retain this manual for future reference.

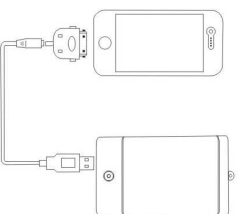
IMPORTANT SAFETY ISSUES

Before using this product, please note the following issues, otherwise you may damage your portable electronic devices or cause dangerous.

1. There is 4200mAh lithium battery cell within the power bank, when you use the product at the first time or after long-term storage, please charge the product fully due to the product may have been automatically discharged gradually. Please note that when you use it at the first time, it normally takes in two or three complete charge and discharge cycles to achieve the best performance.
2. Please use the specified power charger and approved accessories, including charging switch cable and connectors.
3. Use of unauthorized power chargers or accessories may damage the host of your portable electronics and the product.

4. Should use the product at the location of the ventilation, too high or too low temperature will affect battery performance.
5. Do not place the product in the water, or moisture and rain.
6. Please do not throw, strongly beat, vibrate or sway the product, or may disrupt the internal parts and precision inner structure.
7. Please keep this product and related accessories in where the children can't easily reach.
8. It is a normal phenomenon that the product will slight heat, when charging.
9. Do not move the product closely to the source of fire or other heat source in order to avoid danger.
10. Avoid metal objects to contact the output port/input port of the product, or will cause short circuit and damage the product.
11. Unauthorized changing products or repairing may cause you can't use this product normally and void guarantee.
12. Please appropriately use the product according to the local laws and regulations and restrictions, when you meet the situation without permission, such as the plane takes on or off or nearby medical instruments, please do not charge, but immediately shut down your cell phones and other electronic products, so as to avoid the interference.

Operation introductions

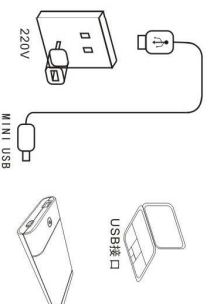


1. The input port of the product Through the MINI USB to charge the product.
2. The output port of the product Through the type A USB port for output to charge other equipment.

3. Discharge indicate Indicator lights blue when discharging, then the indicator is off when the product have been fully discharged.
4. Charging indicate Indicator lights red when charging, then turns to blue after fully charged.

How to charge the product

1. Please use USB-DC3.5 switch cable and MINI USB connector for charging the product by connecting the power adapter or computer USB.

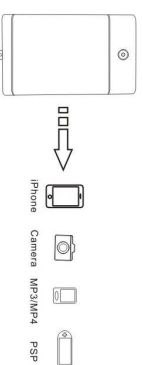


2. Please firstly charge the product fully when you use at the first time (or long-term storage before use), the charging time is about 5 hours and the indicator lights red. The product has automatic ending function, when the built-in battery of the product has been fully charged, the red light turns to blue, the progress of charging end automatically.

How to charge other devices by the product

2. The product is used to provide the power for the digital telecommunication products with DC-5 V input, with different interface accessories, compatible with most of the mobile phones and digital telecommunication equipments. When

connected with the external devices, the indicator of the product lights blue, the blue lights go out when power is burned out. Pay attention that please don't provide the power to the external equipment when the product is charged.



Specifications

Cell Type: Li-ion battery	Capacity: 4200mAh
Input: 5V 1A	Output: 5V 1A
Charging time: 4-5 hours	Cycle life: >= 500 times
Operating temperature: -10~C+40°C	Storage temperature: -20~C+50°C
Dimensions: 100*52*15mm	Weight: 130g

Package & Accessories

1. Power bank	2. USB-DC3.5 switch cable
3. Apple	4. MINI USB
5. Micro USB	6. Nokia
7. PSP	8. Samsung
9. LG	10. Sony Ericsson

(The picture and accessories are only for reference, take practically as standard.)