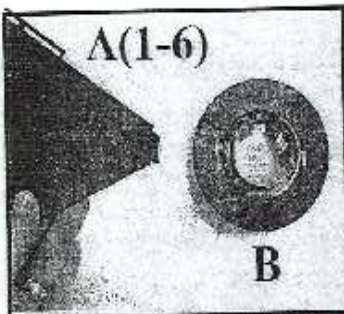
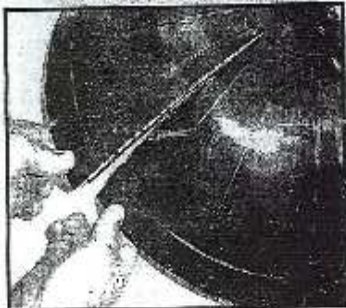



## Reflector Assembly



Insert each of the 6 Reflector Fins (A) into the Hub (B). Gently press until they snap-lock into place.



The Reflector Fins stitch together using interlocking tabs.



Disassemble the Reflector by unstitching the fins.


Very carefully depress a locking tab in the Hub and rock a fin back and forth to remove from the Hub. Repeat to remove each fin.

*Slightly Depress*


*Hold Thumb at Connection Point*

## Final Assembly

Insert the Reflector Assembly into the handle and twist until it is locked into place.



Insert the Microphone into the electrical connector in the handle. Grasp it near the connector end, and twist it into place.



Tri-Pod extension (optional)  
Screw the Tripod Extension (D) into the metal plate in the Control Handle.

